



TriState Gun Club
Move Your Can
 Course Designer: Daniel Keith

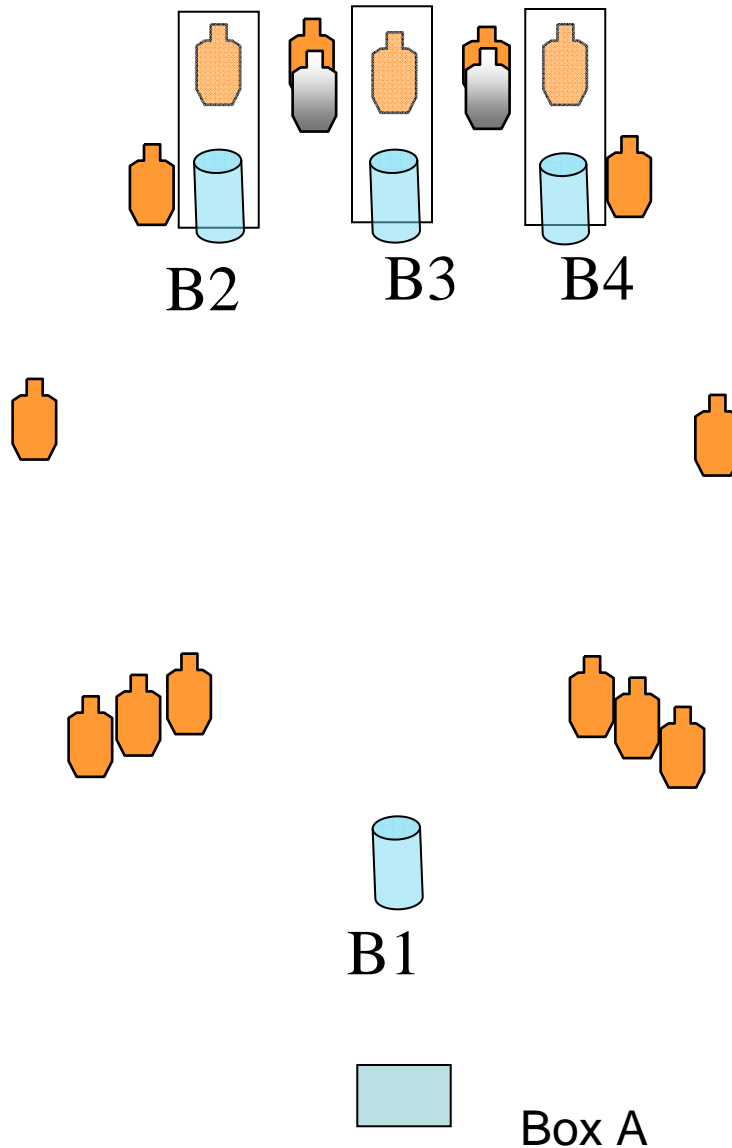


START POSITION: Standing in Box A, hands relaxed at sides.

GUN READY CONDITION: Handgun loaded per USPSA 8.1.1 and 8.1.2

STAGE PROCEDURE: On signal, engage all targets as they become available. The ammo can must be moved from B1 and placed on B2, B3, or B4 before the last shot is fired.

SCORING: Comstock, 30 rounds, 150 pts
TARGETS: 15 IPSC,
SCORED HITS: Best 2 on IPSC
START-STOP: Audible - Last shot
RULES: USPSA current edition



RO Notes:

Setup Notes:



TriState Gun Club
Stacked and Packed
Course Designer: Sheryl Mathis

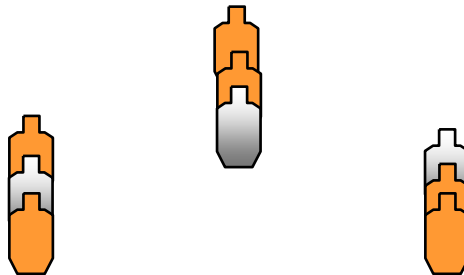


START POSITION: Standing in Box A, hands relaxed at sides.

GUN READY CONDITION: Handgun loaded per USPSA 8.1.1 and 8.1.2

STAGE PROCEDURE: On signal, engage all targets from box A only with 2 rounds each

SCORING: Virginia Count, 12 rounds, 60 pts
TARGETS: 15 IPSC,
SCORED HITS: Best 2 on IPSC
START-STOP: Audible - Last shot
RULES: USPSA current edition



Box A

--	--



CM 99-24

Front Sight 2

RULES: Practical Shooting Handbook, Latest Edition COURSE DESIGNER: P.R. Metcalf—Modification by US Design Team

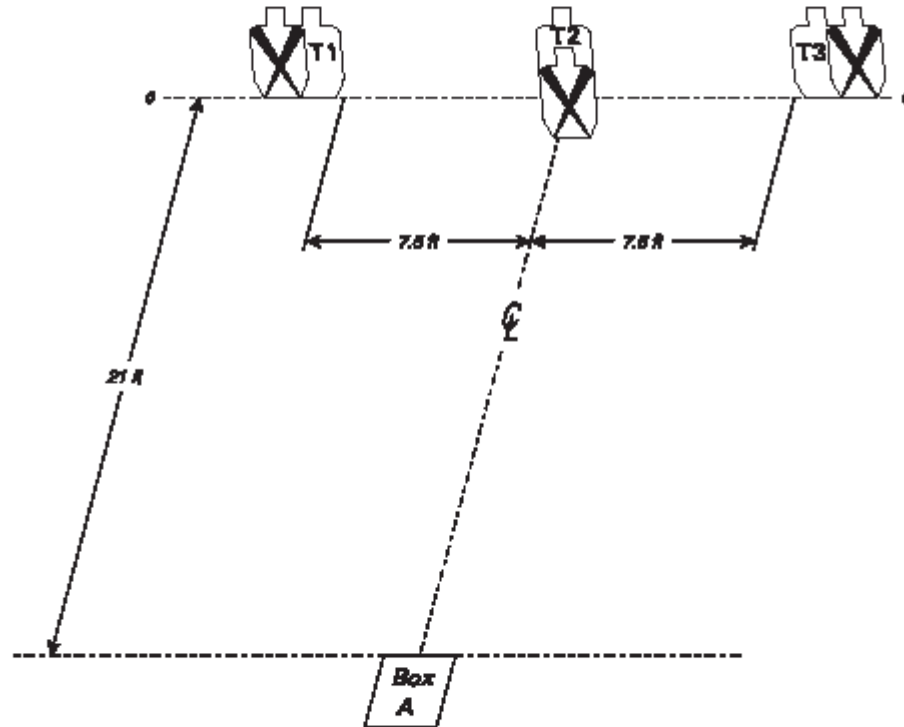
START POSITION: Standing in Box A, both arms hanging relaxed at sides or both wrists above respective shoulders - shooter's choice. Handgun is loaded and holstered as per ready condition in rule 8.1.1 and 8.1.2.

STAGE PROCEDURE

- String 1. Start facing uprange. Upon start signal, turn, from Box A engage T1-T3 with only two rounds per target.
- String 2. Start facing targets. Hand position is opposite of string 1. Upon start signal, from Box A engage T1 - T3 with only two rounds per target.

SCORING


- SCORING: Virginia Count, 12 rounds, 60 points
- TARGETS: 3 IPSC
- SCORED HITS: Best 4/paper
- START - STOP: Audible - Last shot
- PENALTIES: Per current edition USPSA Practical Shooting Handbook.



SETUP NOTES: Set paper targets to 5 feet high at shoulders. Box A is 3 feet by 3 feet. Angle T1 and T3 to face shooting box. Perforated scoring lines of no-



shoots at T1 and T3 overlay A-zone scoring line. The top of the no-shoot at T2 is 8 inches below the top of the lower A zone.





TriState Gun Club
Big Bay Stage
Course Designer: Daniel Keith



START POSITION: Facing downrange, standing in Box A or Box C. Hands relaxed at sides.

GUN READY CONDITION: Handgun loaded per USPSA 8.1.1 and 8.1.2

STAGE PROCEDURE: Upon start signal, standing in Box A or Box B engage all targets as they become available

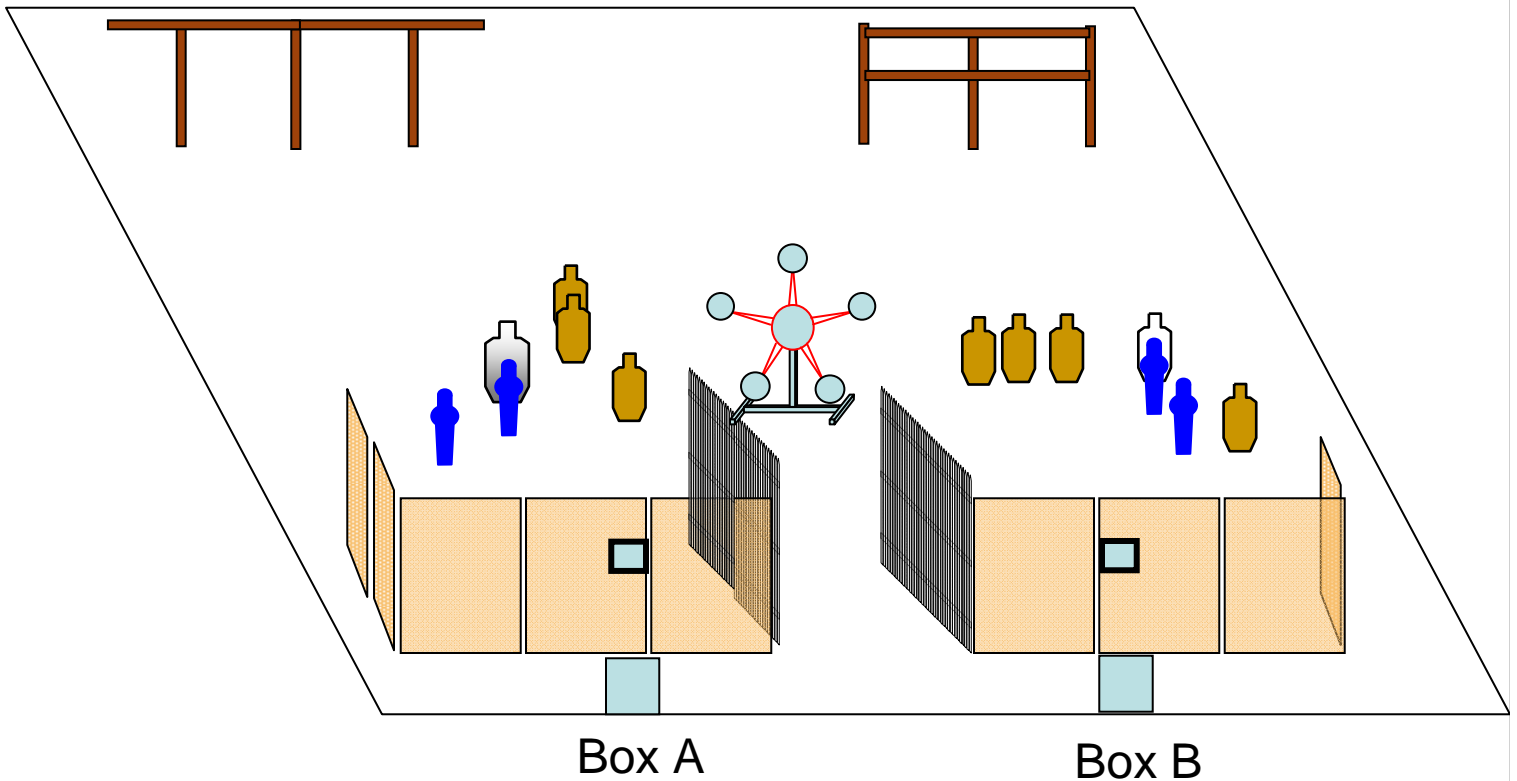
SCORING: Comstock, 23 rounds, 115 points

TARGETS: 7 IPSC, KD=1A

SCORED HITS: Best 2 on paper

START-STOP: Audible - Last shot

RULES: USPSA current edition



RO Notes:

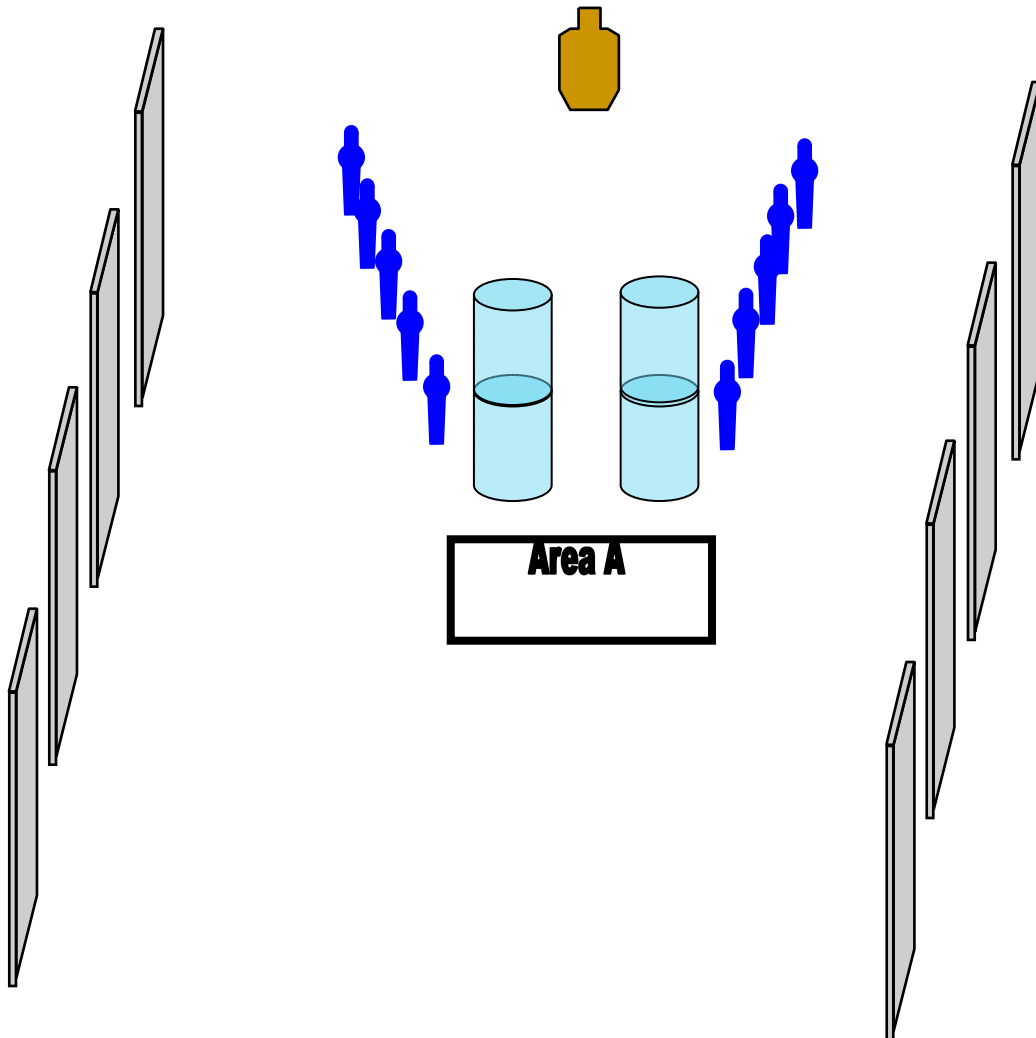
Setup Notes:



TriState Gun Club
THE V
Course Designer: Daniel Keith



START POSITION: Standing in Area A hands relaxed at sides	
GUN READY CONDITION: Handgun loaded and holstered USPSA 8.1.1 and 8.1.2	SCORING: Comstock, 12 rounds, 60 pts
STAGE PROCEDURE: On signal, engage all targets as they become available.	TARGETS: 11 USPSA, 2 US Poppers
	SCORED HITS: Best 2 on IPSC, KD = 1A
	START-STOP: Audible - Last shot
	RULES: USPSA current edition



RO Notes:

Setup Notes:



TriState Gun Club
Car Stage (Pistol)
Course Designer: Tom Iten



START POSITION: Facing down range standing in Area A hands relaxed at sides

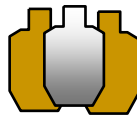
GUN READY CONDITION: Handgun loaded and holstered per USPSA 8.1.1 and 8.1.2.

SCORING: Comstock, 26 rounds, 130 points
TARGETS: 13 IPSC Paper,
SCORED HITS: Best 2 per paper
START-STOP: Audible - Last shot
RULES: USPSA current edition

STAGE PROCEDURE: String 1: Upon start signal, engage all targets as they become available. S1, S2, and S3 are hard cover.



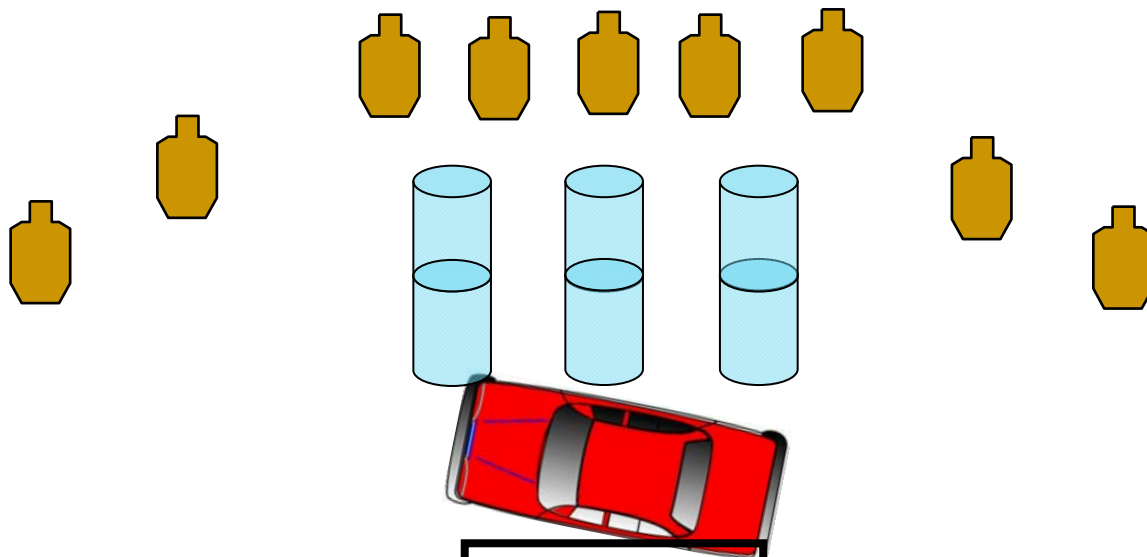
S1



S2



S3



Area A

RO Notes:

Setup Notes: