



TriState Gun Club
Too Many Good Guys
Course Designer: Daniel Keith

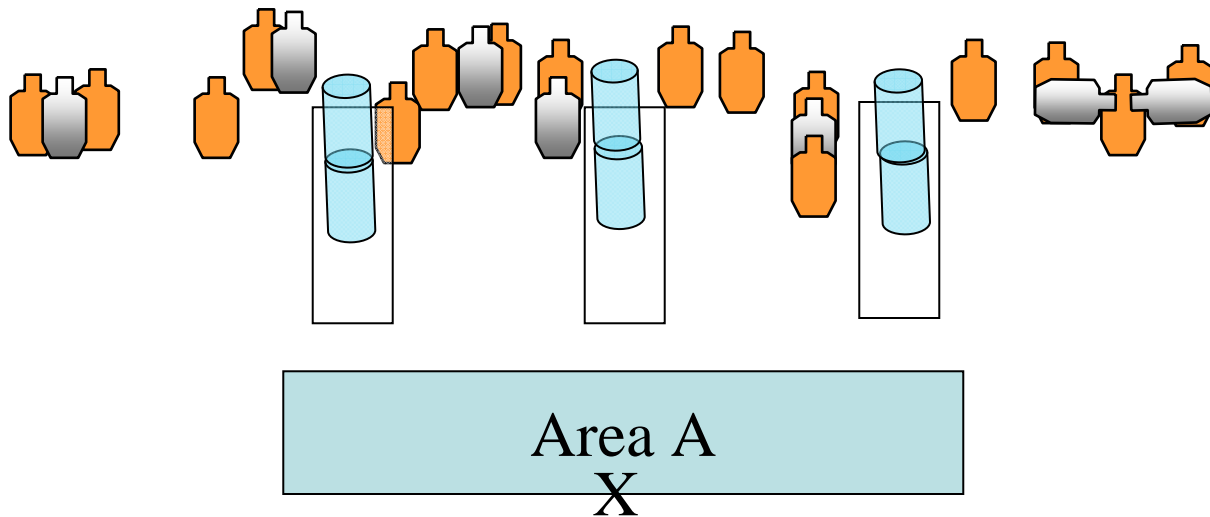


START POSITION: Standing on X, hands relaxed at sides.

GUN READY CONDITION: Handgun loaded per USPSA 8.1.1 and 8.1.2

STAGE PROCEDURE: On signal, engage all targets as they become available from Area A

SCORING: Comstock, 32 rounds, 160 pts
TARGETS: 16 IPSC,
SCORED HITS: Best 2 on IPSC
START-STOP: Audible - Last shot
RULES: USPSA current edition



RO Notes:

Setup Notes:



CM 03-04

3-V

RULES: Practical Shooting Handbook, Latest Edition COURSE DESIGNER: Unknown — Modifications by US Design Team

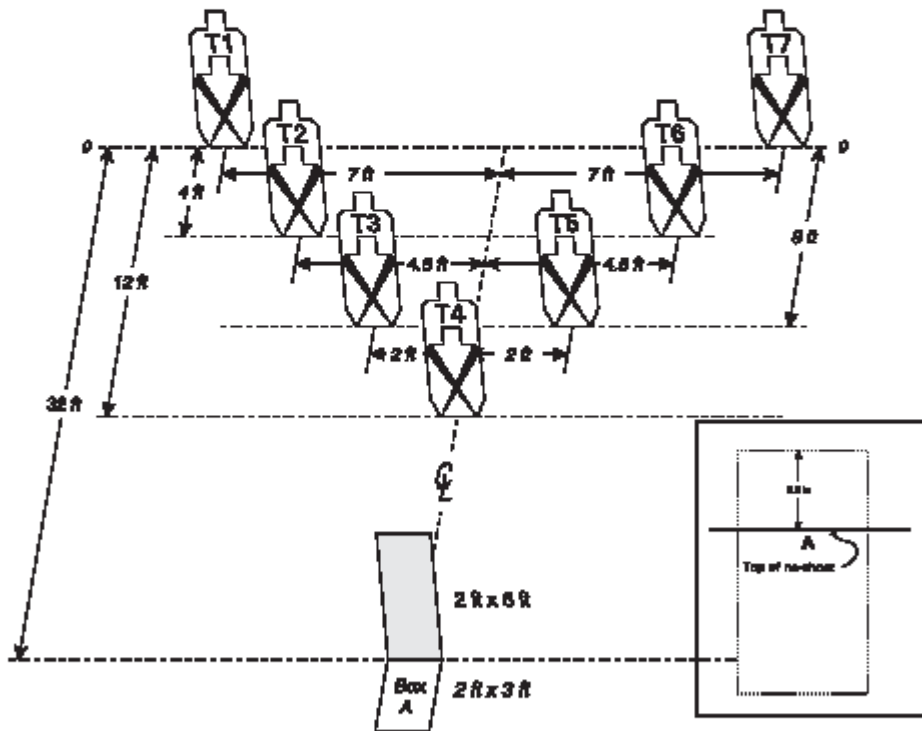
START POSITION: Standing behind barricade, facing downrange, hands at sides. Handgun is loaded and holstered as per ready condition in rule 8.1.1 and 8.1.2.

STAGE PROCEDURE

On signal, engage T1-T3 with two rounds each from left side of barricade, perform mandatory reload and engage T5-T7 from right side of barricade. T4 may be engaged from either side. You may engage targets in any order and arrays in any order. All rounds must be fired from within Box A.

SCORING

SCORING: Virginia Count, 14 rounds, 70 points
TARGETS: 7 IPSC
SCORED HITS: Best 2/paper
START - STOP: Audible - Last shot
PENALTIES: Per current edition USPSA Practical Shooting Handbook.



SETUP NOTES: Set paper targets to 5 feet high at shoulders. Place no-shoot so that top of cardboard is 5 1/2 inches down from the top line of the A-zone. See inset.





CM 99-10

Times Two

RULES: Practical Shooting Handbook, Latest Edition COURSE DESIGNER: US Design Team

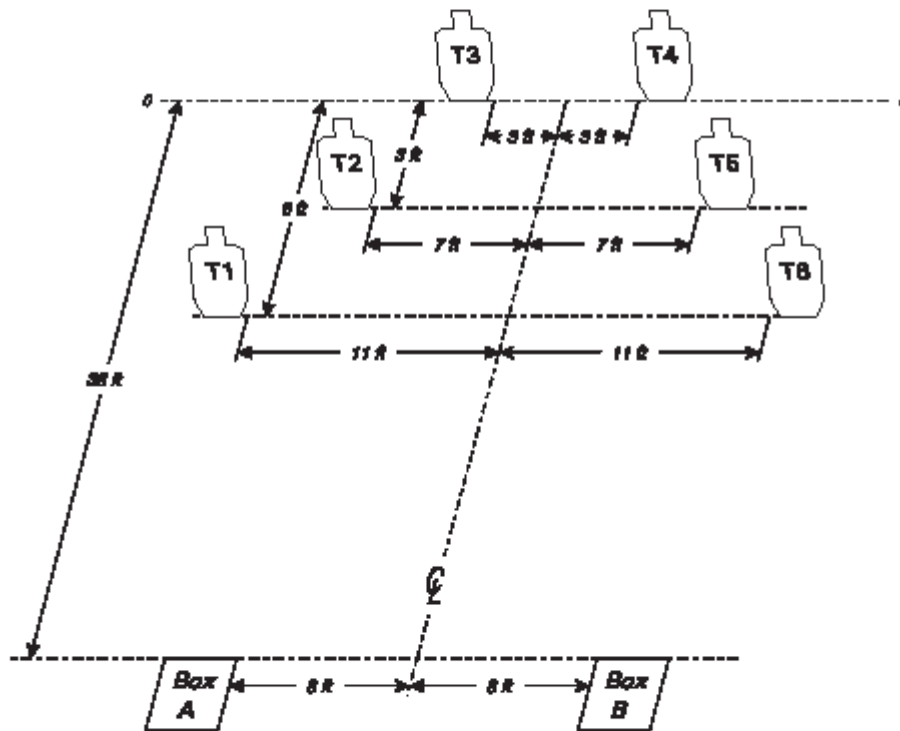
START POSITION: Standing in either Box A or Box B, both arms hanging relaxed at sides. Handgun is loaded and holstered as per ready condition in rule 8.1.1 and 8.1.2.

STAGE PROCEDURE

From Box A engage only T1-T3 with two rounds each.
From Box B engage only T4-T6 with two rounds each. Start in either Box A or Box B. Upon start signal, from the starting box engage the appropriate targets. Move to the remaining box and engage the appropriate targets.

SCORING

SCORING: Comstock, 12 rounds, 60 points
TARGETS: 6 IPSC
SCORED HITS: Best 2/paper
START - STOP: Audible - Last shot
PENALTIES: Per current edition USPSA Practical Shooting Handbook.



SETUP NOTES: Set paper targets to 5 feet high at shoulders. Shooting boxes are 3 feet by 3 feet.





TriState Gun Club
Big Bay Stage
Course Designer: Daniel Keith

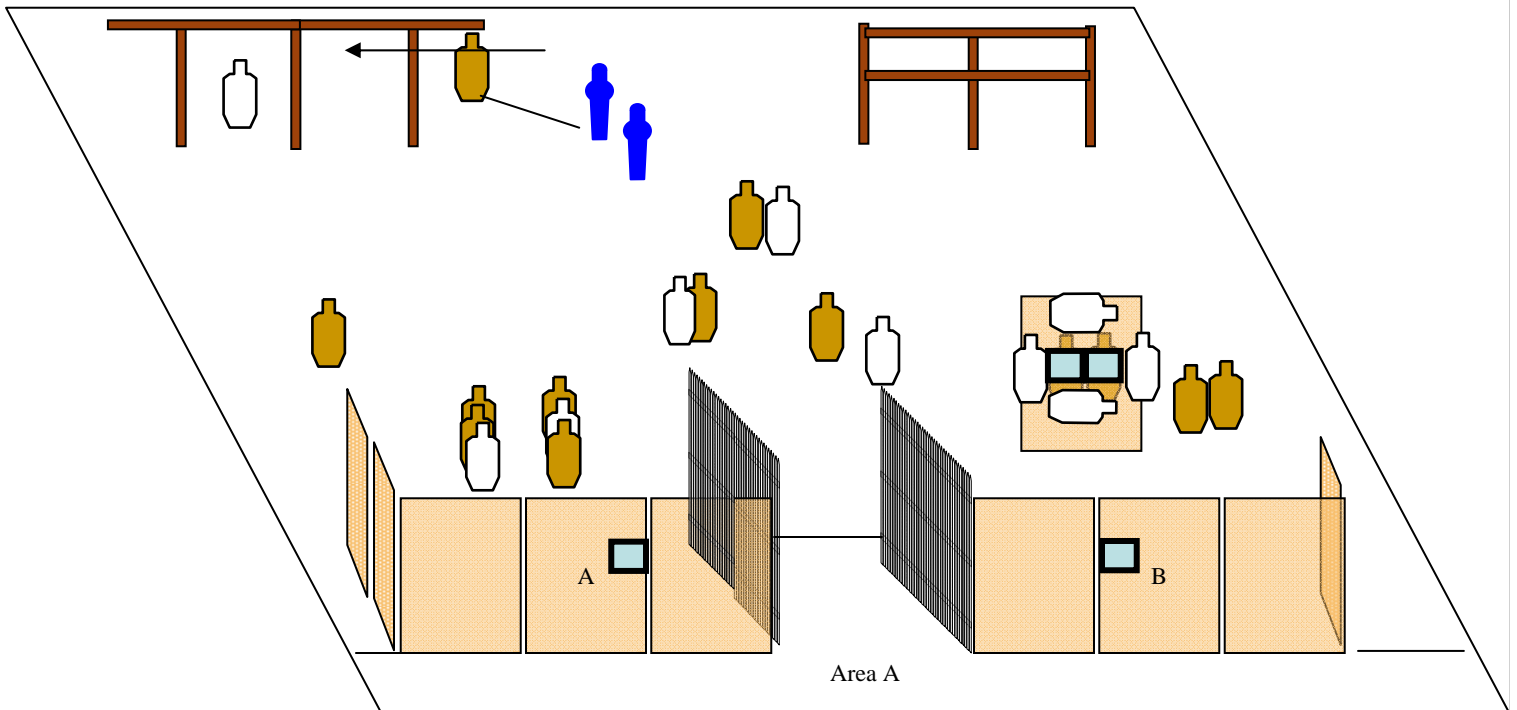


START POSITION: Facing downrange, hands touching either Port A or Port B.

GUN READY CONDITION: Handgun loaded and holstered per USPSA 8.1.1 and 8.1.2

STAGE PROCEDURE: Upon start signal, engage all targets as they become available from Area A.

SCORING: Comstock, 28 rounds, 140 points
TARGETS: 13 USPSA, 2 Poppers
SCORED HITS: Best 2 on paper
START-STOP: Audible - Last shot
RULES: USPSA current edition



RO Notes:

Setup Notes:



TriState Gun Club
OOPS!
 Course Designer: Daniel Keith



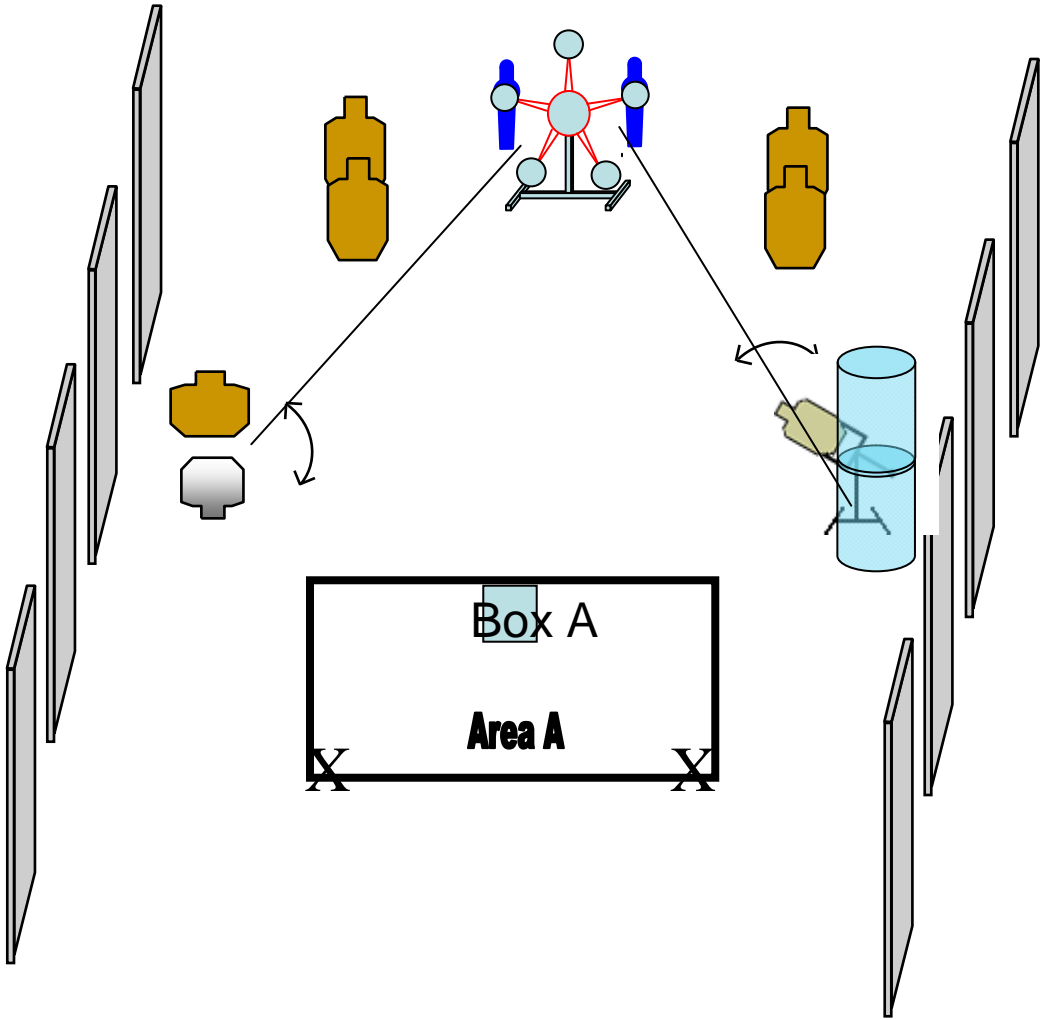
START POSITION: Standing heels on an X hands relaxed at sides

GUN READY CONDITION: Handgun loaded and holstered USPSA 8.1.1 and 8.1.2

SCORING: Comstock, 19 rounds, 95 pts
TARGETS: 6 USPSA, 2 Poppers, 5 Steel

STAGE PROCEDURE: On signal, engage all targets as they become available from the shooting area. Texas Star may only be engaged from box A

SCORED HITS: Best 2 on IPSC, KD = 1A
START-STOP: Audible - Last shot
RULES: USPSA current edition



RO Notes:

Setup Notes:



TriState Gun Club
Car Stage (Pistol)
Course Designer: Daniel Keith

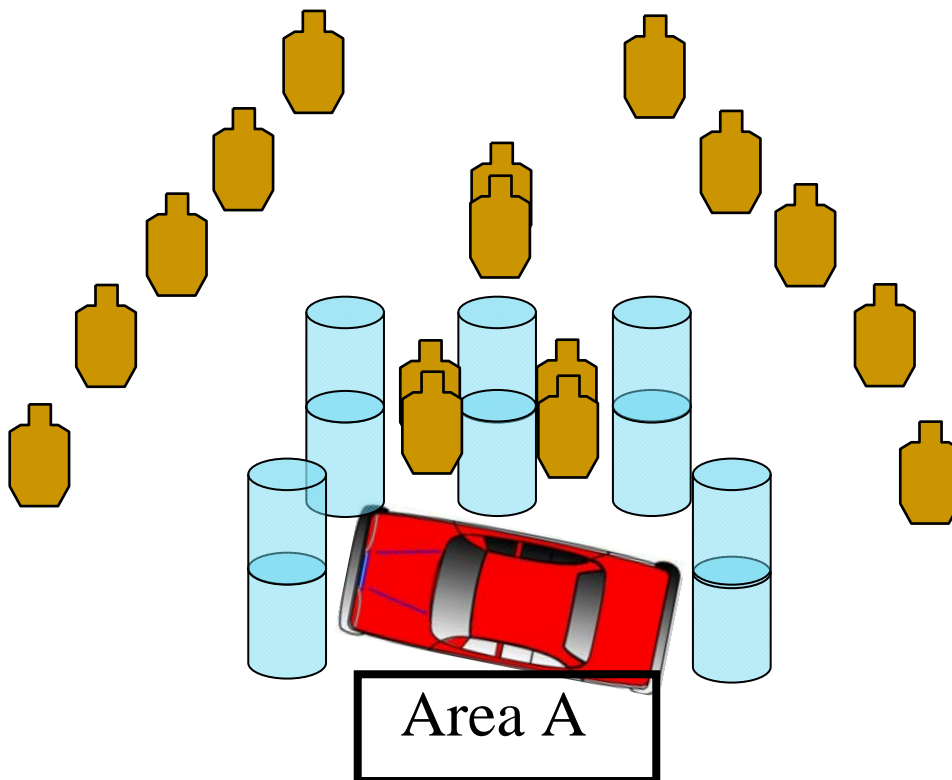


START POSITION: Facing down range both hands touching the car

GUN READY CONDITION: Handgun loaded and holstered per USPSA 8.1.1 and 8.1.2.

SCORING: Comstock, 32 rounds, 160 points
TARGETS: 16 USPSA Paper,
SCORED HITS: Best 2 per paper
START-STOP: Audible - Last shot
RULES: USPSA current edition

STAGE PROCEDURE: Upon start signal, engage all targets as they become available from Area A.



RO Notes:

Setup Notes: